

UNC-Chapel Hill

Student-Athlete Academic Scorecard

Fall 2023



For a complete list of academic honors and recognitions, please visit
<https://aspsa.unc.edu/student-athlete-recognition/>.



APR/GSR/FGR FOR STUDENT-ATHLETES BY SPORT

See definitions

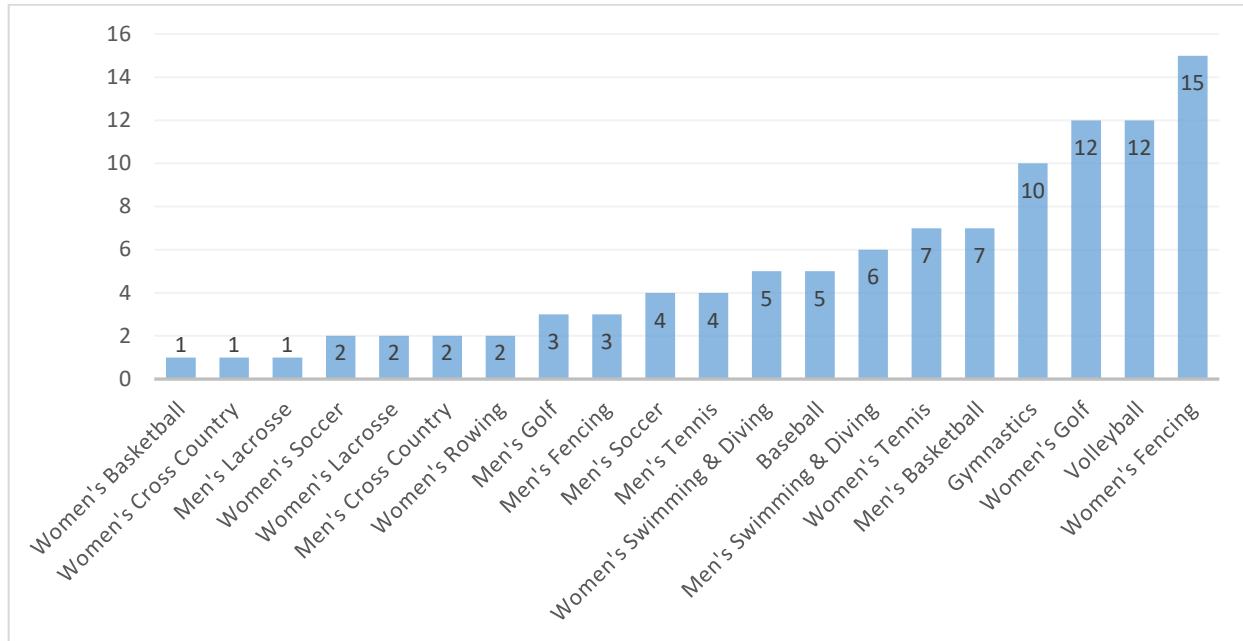
| <i>Sport</i> | Single-Year APR (2021-2022)* | Multi-Year APR* | Multi-Year GSR (2012-2015) | Multi-Year FGR (2012-15) |
|---------------------------|---------------------------------|--------------------|--------------------------------|--------------------------------|
| Men's Baseball | 990 | 989 | 86 | 34 |
| Men's Basketball | 935 | 959 | 100 | 92 |
| Men's Cross Country | 1000 | 988 | combined with men's track | combined with men's track |
| Men's Fencing | 1000 | 995 | 100 | 100 |
| Men's Football | 984 | 982 | 71 | 59 |
| Men's Golf | 1000 | 1000 | 100 | 100 |
| Men's Lacrosse | 987 | 994 | 91 | 84 |
| Men's Soccer | 965 | 991 | 100 | 81 |
| Men's Swimming & Diving | 980 | 985 | 100 | 95 |
| Men's Tennis | 938 | 962 | 100 | 88 |
| Men's Track & Field | 1000 | 989 | 91 | 83 |
| Men's Wrestling | 946 | 972 | 75 | 63 |
| <i>Sport</i> | Single-Year APR (2021-2022)* | Multi-Year APR* | Multi-Year GSR (2012-2015) | Multi-Year FGR (2012-15) |
| Women's Basketball | 1000 | 986 | 100 | 58 |
| Women's Cross Country | 1000 | 995 | combined with women's track | combined with women's track |
| Women's Fencing | 1000 | 1000 | 100 | 100 |
| Women's Field Hockey | 1000 | 1000 | 93 | 85 |
| Women's Golf | 968 | 991 | 83 | 57 |
| Women's Gymnastics | 1000 | 990 | 100 | 91 |
| Women's Lacrosse | 993 | 993 | 100 | 93 |
| Women's Rowing | 993 | 997 | 94 | 89 |
| Women's Soccer | 1000 | 1000 | 100 | 89 |
| Women's Softball | 1000 | 997 | 92 | 64 |
| Women's Swimming & Diving | 1000 | 1000 | 100 | 100 |
| Women's Tennis | 1000 | 1000 | 100 | 88 |
| Women's Track & Field | 976 | 976 | 94 | 80 |
| Women's Volleyball | 1000 | 1000 | 100 | 89 |

* 2019-20 APR data was not released to the public & Top 10% Public Recognition was suspended by the NCAA for 2021, 2022, 2023 releases



TOP 10% NCAA PUBLIC RECOGNITION FOR APR

UNC-CH teams recognized over 15 years of APR's existence since 2004-05. For 2021, 2022, and 2023 the NCAA has suspended public recognition.



UNC FGR/GSR – STUDENT BODY & STUDENT-ATHLETES

| UNC Students | Single Year FGR (2015-16) | Multi Year FGR (2012-15) | Multi Year GSR (2012-15) |
|------------------|------------------------------|-----------------------------|-----------------------------|
| Student Body | 90 | 90 | - |
| Student-Athletes | 83 | 77 | 91 |

TOP 5 MAJORS AMONG ENROLLED UNDERGRADUATE STUDENTS:

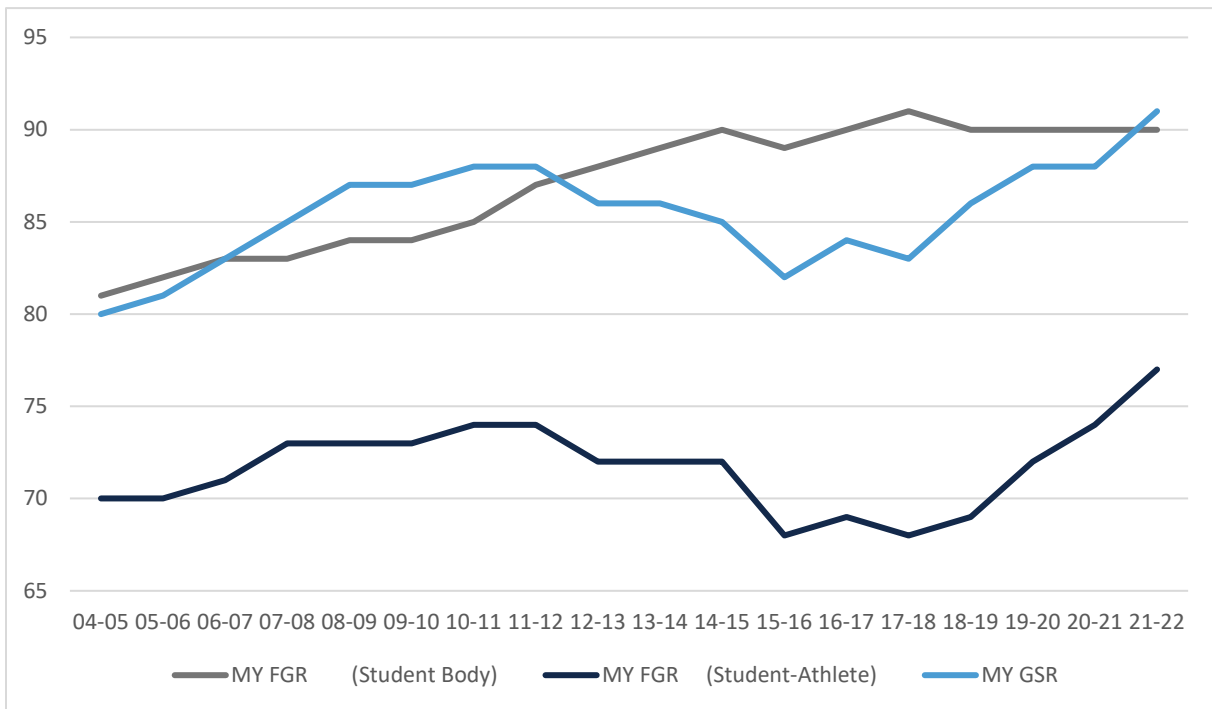
WHO HAVE ACHIEVED AT LEAST JUNIOR STATUS

As of Fall 2022: Includes undergraduate student-athletes (all participants) who have achieved at least junior status by the fall semester. Students with double majors are counted once in each of their majors. N=distinct students

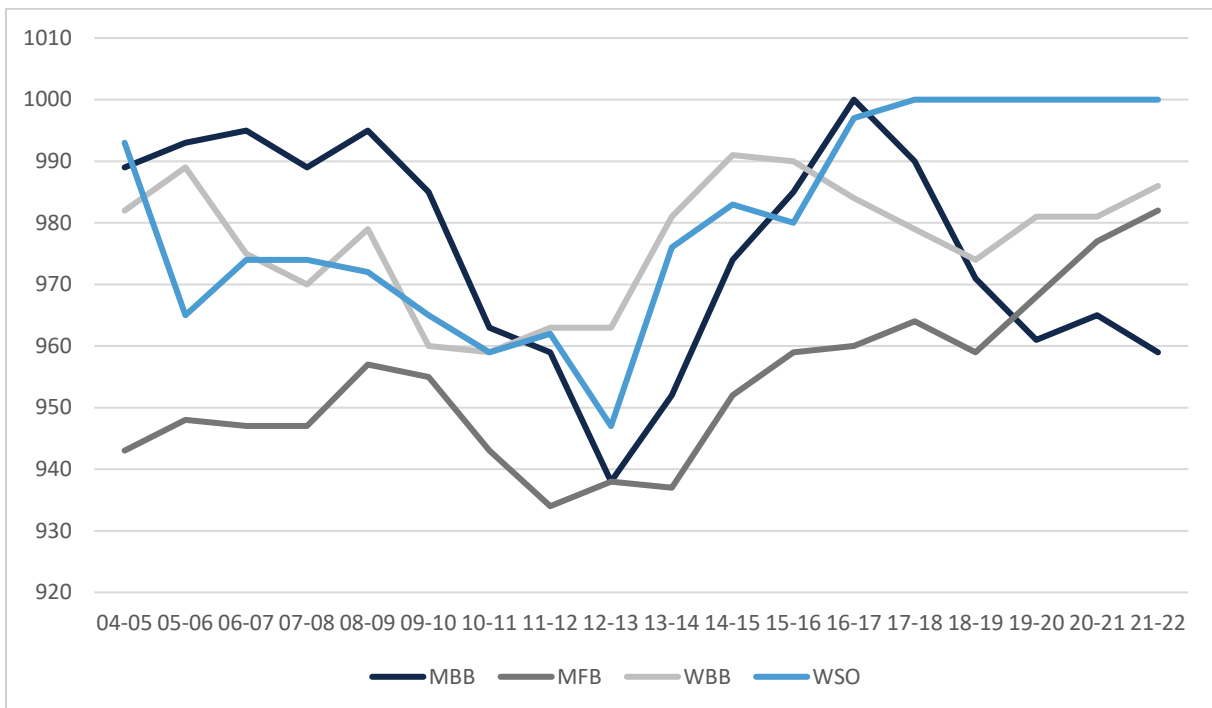
| UNC Student Body (N=11,026) | % | UNC Student-Athletes (N=310) | % |
|-----------------------------------|------|------------------------------|------|
| 1. Biology (B.A. & B.S.) | 10.6 | 1. Exercise & Sports Science | 29.4 |
| 2. Psychology (B.A. & B.S.) | 7.6 | 2. Business Administration | 9.3 |
| 3. Computer Science (B.A. & B.S.) | 7.2 | 3. Economics (B.A. & B.S.) | 8.5 |
| 4. Economics (B.A. & B.S.) | 6.3 | 4. Communication Studies | 8.2 |
| 5. Political Science | 5.4 | 5. Media & Journalism | 6.4 |



MULTI-YEAR GSR & FGR: OVER TIME



MULTI-YEAR APR (Men's BBall, Men's Football, Women's BBall, Women's Soccer): OVER TIME

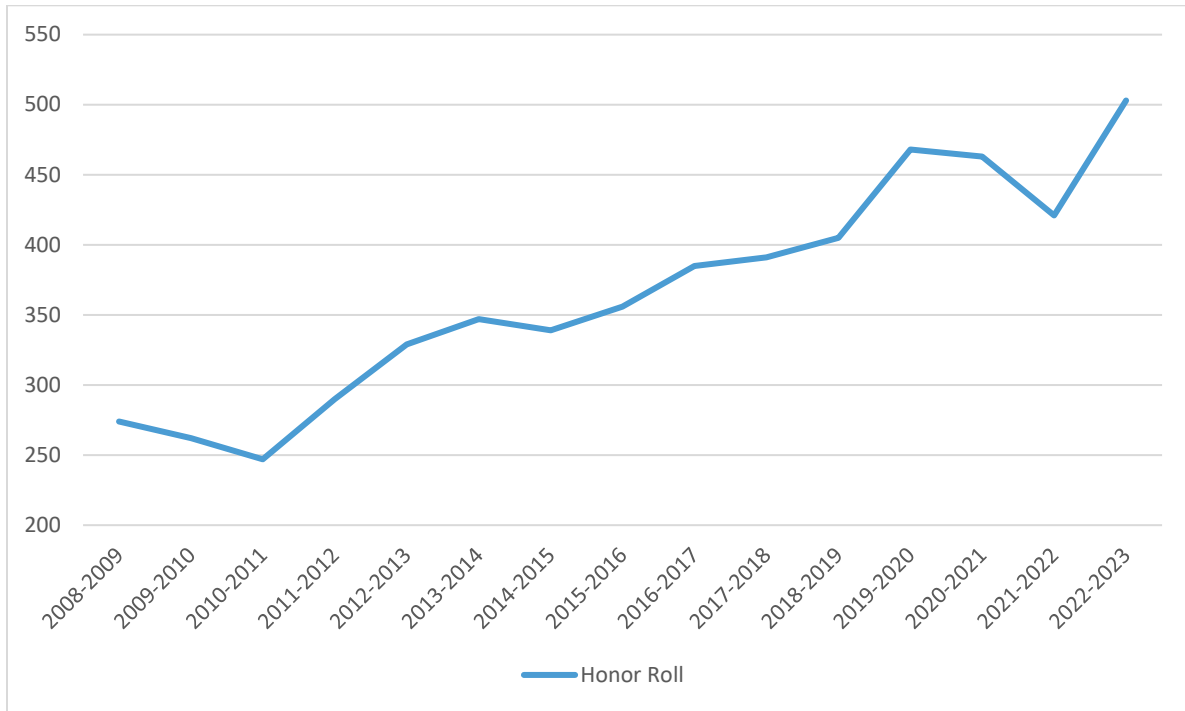


*1000 – Maximum Score



ACC HONOR ROLL FOR UNC-CHAPEL HILL (2008-2023)

The Atlantic Coast Conference (ACC) Honor Roll is comprised of student-athletes who participated in a varsity sport and achieved a 3.0 GPA or higher in that academic year.



| Year | Number of UNC-CH Students |
|-----------|---------------------------|
| 2022-2023 | 503 |
| 2021-2022 | 421 |
| 2020-2021 | 463 |
| 2019-2020 | 468 |
| 2018-2019 | 405 |
| 2017-2018 | 391 |
| 2016-2017 | 385 |
| 2015-2016 | 356 |
| 2014-2015 | 339 |
| 2013-2014 | 347 |
| 2012-2013 | 329 |
| 2011-2012 | 290 |
| 2010-2011 | 247 |
| 2009-2010 | 262 |
| 2008-2009 | 274 |



Definitions of APR, FGR, and GSR

APR – Academic Progress Rate. The APR standard for a team to be eligible for postseason play is a four-year APR of at least 930 (maximum rate is 1000). This is an NCAA metric based on the academic eligibility, retention, and graduation of **student-athletes receiving athletically related financial aid**. Points are awarded each semester per student-athletes on the basis of eligibility/graduation and retention. Each team member may earn two points per semester: one point for maintaining eligibility or for graduation, and a second point for being retained. Points may also be earned in specific cases when a student transfers or returns to the institution after time away and subsequently graduates. On a team with ten members, there would be a maximum of 40 possible points in an academic year. If two student-athletes on the team were not eligible in the spring semester and were not retained, then the hypothetical team would only earn 36 points (losing 2 points for each student during that spring semester). The APR in this hypothetical example is calculated by first dividing 36 by 40 (equals .9), and then multiplying by 1000 to get an APR of 900.

FGR – Federal Graduation Rate. This graduation rate is reported by the Department of Education’s National Center for Education Statistics as part of the Integrated Postsecondary Education Data System (IPEDS). This metric is a six-year rate that includes **students who matriculate in the fall semester and received athletic scholarship aid in their first semester of enrollment**. The federal graduation rate counts student-athletes who left the University in good standing prior to graduation as nongraduates. This data is available for student-athletes at an institution and for the student body, so it is a way of comparing the performance of student-athletes with the student body.

GSR – Graduation Success Rate. The GSR is an NCAA metric and is calculated **for student athletes who received athletics aid during their initial semester of enrollment**. The GSR adds students who transferred into the institution, and they are included in their original matriculation year cohort. The GSR also differs from the FGR in that schools are not penalized when a student-athlete with athletics eligibility remaining leaves in good academic standing to transfer to another institution, pursue a professional career, or for any other reason. Under the FGR, such departures are counted as failures to graduate from the institution of original enrollment, even if the student later graduates from another institution.

To search full reports for UNC-CH and our peer institutions:

APR - <https://web3.ncaa.org/aprsearch/aprsearch>

FGR - <https://web3.ncaa.org/aprsearch/gsrsearch>

GSR - <https://web3.ncaa.org/aprsearch/gsrsearch>

Report prepared by:

Lissa Broome, J.D., *Faculty Athletics Representative, Burton Craige Distinguished Professor, School of Law*

Michelle Brown, Ed. D., *Assistant Provost, Director of the Academic Support Program for Student-Athletes*

Amy Grau, *Program Manager, Office of the Chancellor*